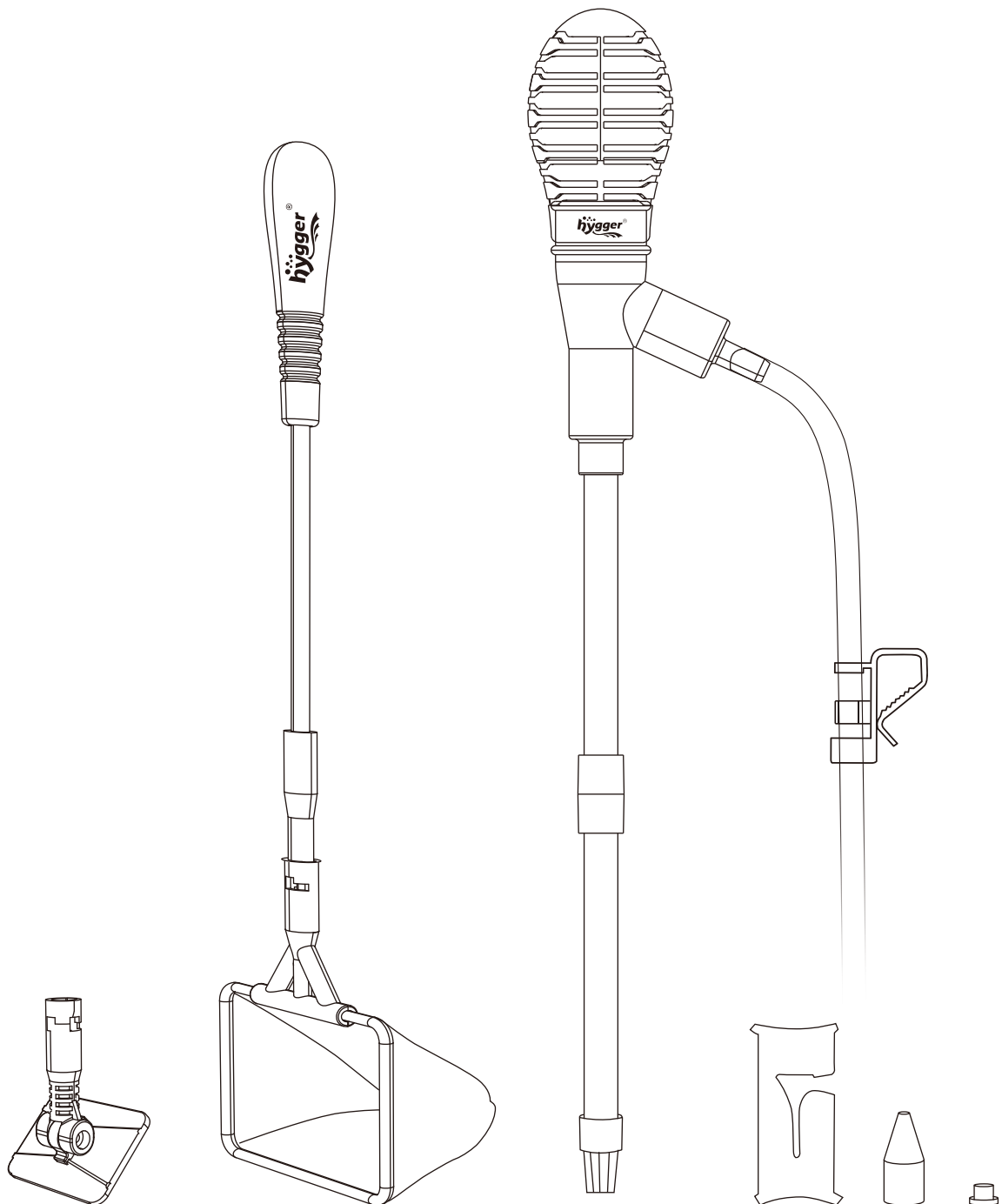




# HG080 USER MANUAL

hygger mini manual aquarium cleaning kit for  
small tank use

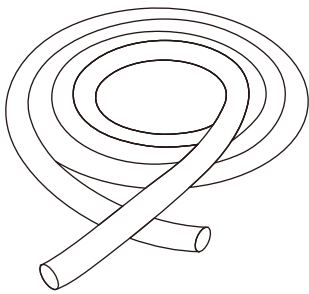


hygger mini cleaning kit is a simple tool for beginners. It is specifically designed for small tanks with a maximum size 12 inches. This manual siphon tool requires the outlet water level to be 19.7 inches lower than the intake water.

# 1. PRODUCT FEATURES

- Manual siphon tool kit is suitable for water changes, precise waste removal, feeding marine reef corals, and injecting nutrient solutions into water plant soil.
- The kit includes:
  - 1 hose measuring 2 meters in length with a diameter of 10mm (outer) x 6mm (inner);
  - 1 manual rubber siphon head;
  - 1 set of fish nets with an overall size of 17.5 inches and tank flat brush by overall size 15 inches;
  - 2 mini extension tubes by overall size 25.4 inches;
  - 1 flow control valve and hose clamp for hands free operation;
- Suitable for use within 12 inches (depth) fish tank; please ensure that the the outlet water level is 19.7 inches lower than intake water level due to the manual siphon operation.
- This kit is particularly suitable for new aquarium owners or beginners due to its user-friendly design and ease of operation.
- The gravel vacuum operates without electricity and is safe for fish. It can be used in saltwater and freshwater.

# 2. PRODUCT DIAGRAM



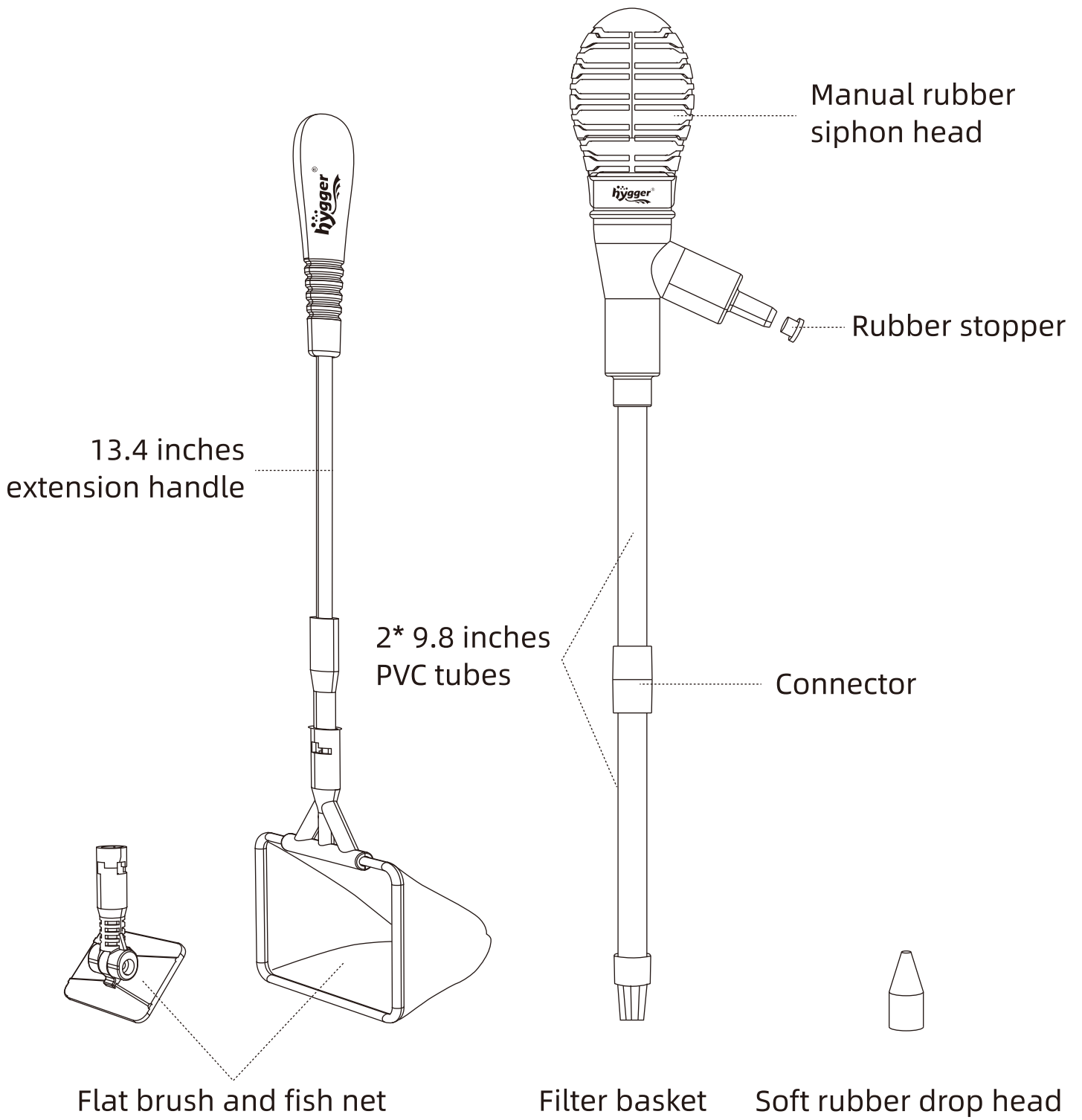
2M Outlet hose



Flow control valve

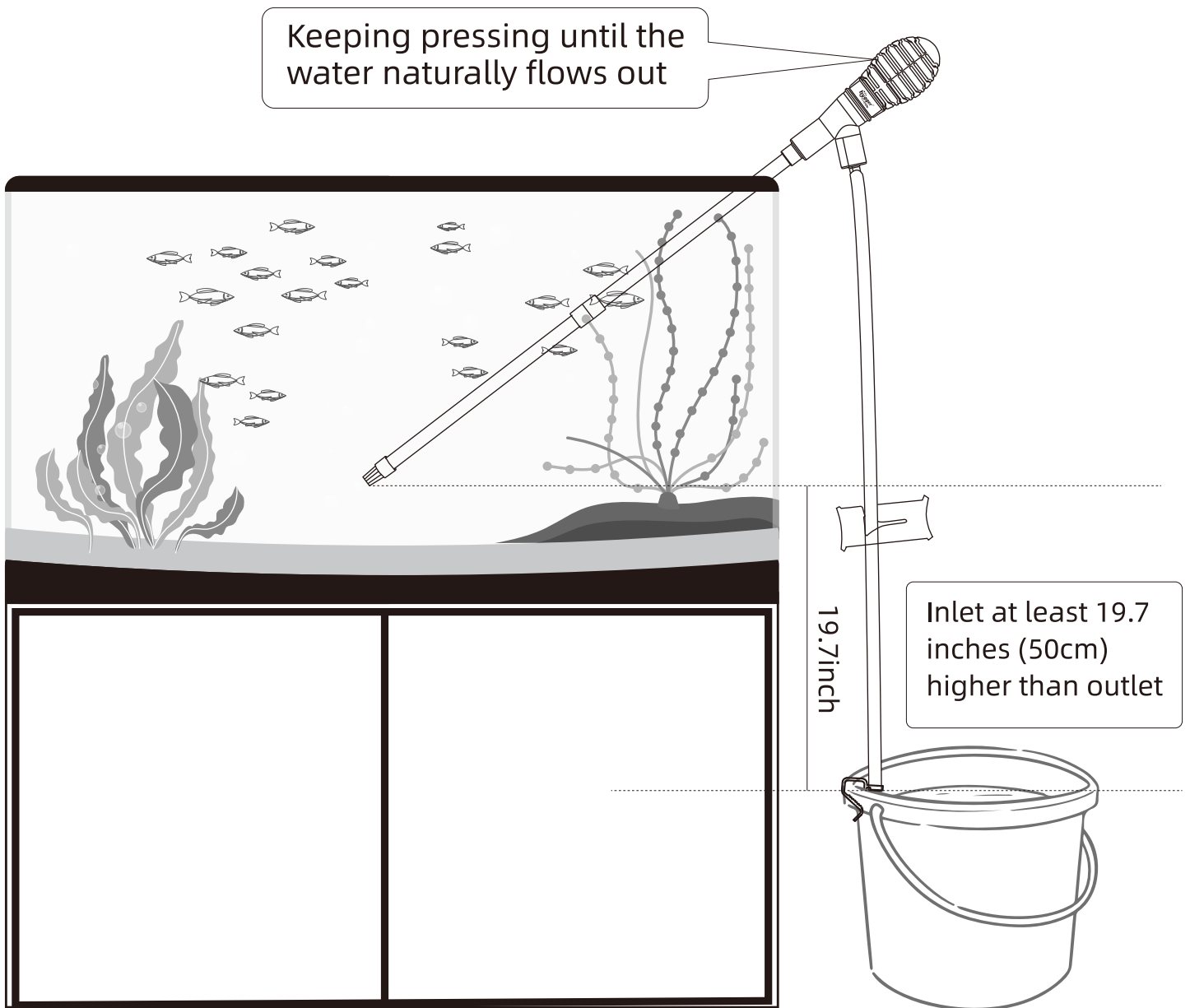


Hose clamp



### 3. APPLICATION USE 1:

- Connect the 2 pcs PVC tubes to the manual rubber siphon head and attach the outlet hose for water changes or waste removal.

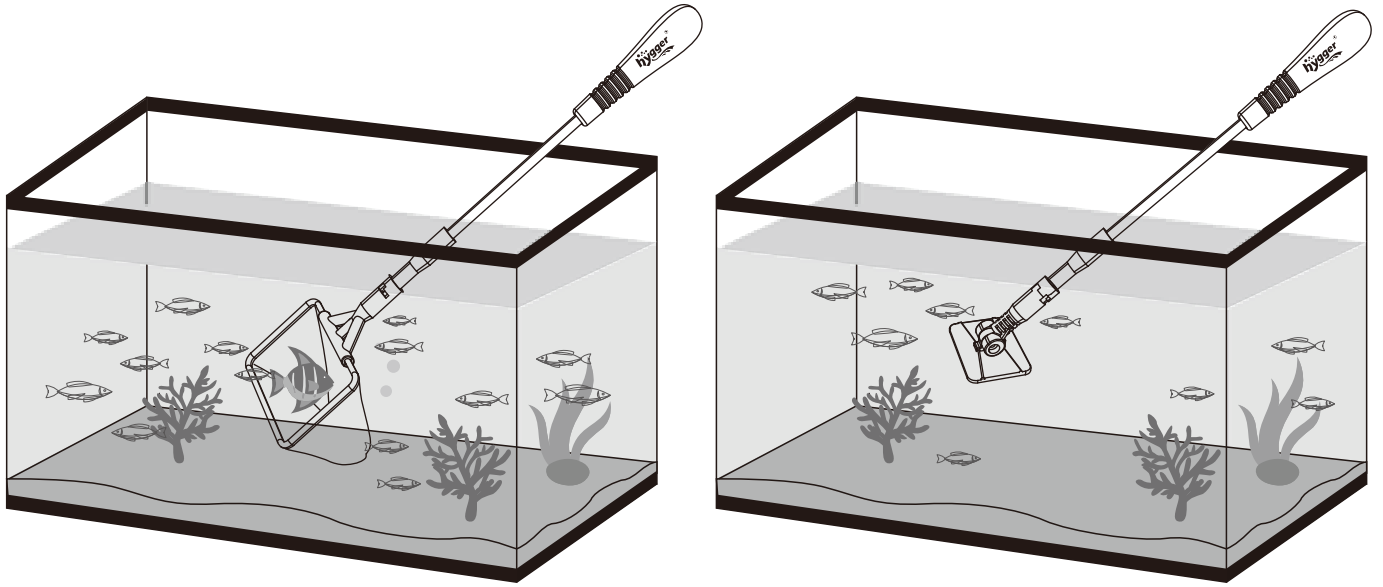


#### Tips:

- ① Use the flow control valve to slow down the water flow. Secure the hose clamp clip onto the bucket to prevent the outlet hose from falling off during use.
- ② The vacuum cleaner can also help remove dirt if the tank does not have a substrate.
- ③ The PVC tube can be extended with the connector to accommodate tanks of different heights ( $\leq 12$  inches).

## APPLICATION USE 2:

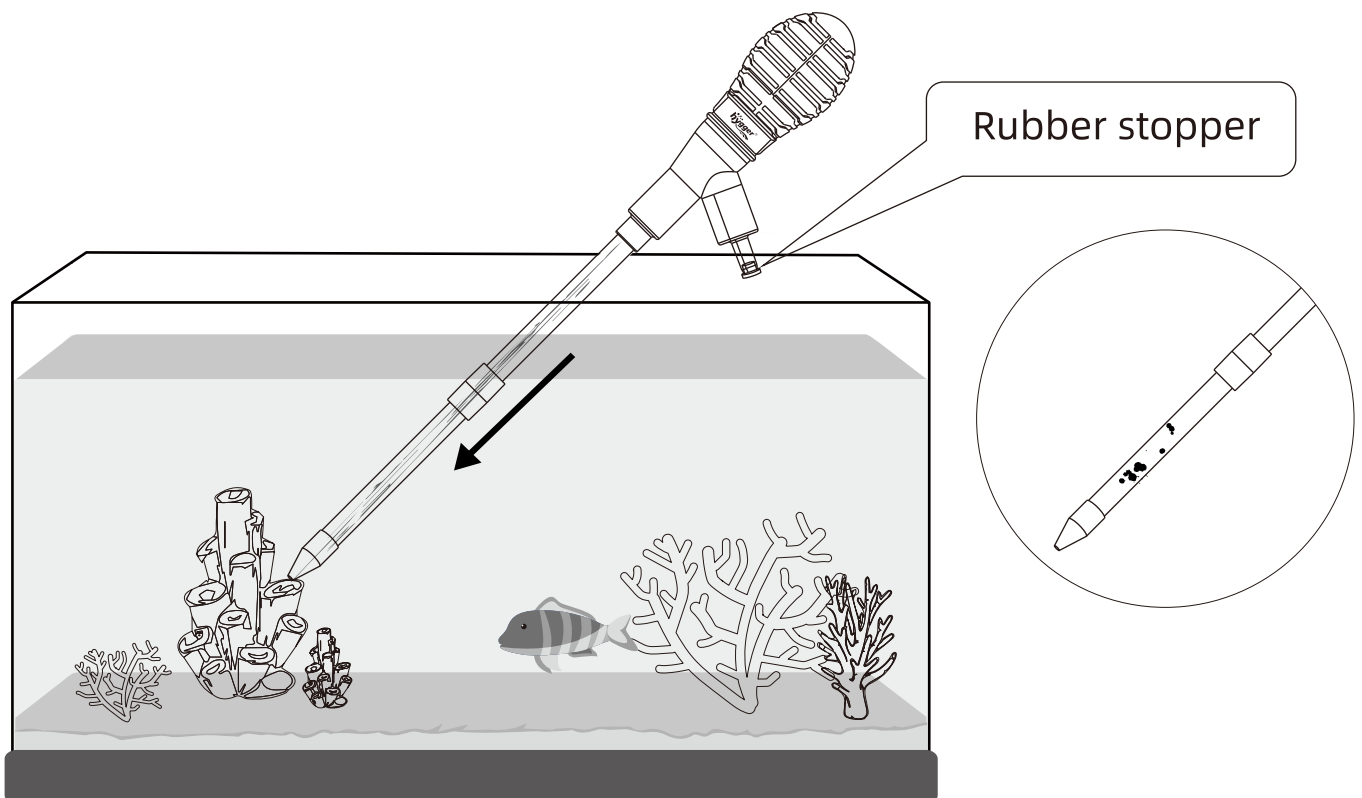
- Connect the handle to either the flat brush or fish net for cleaning the tank. You can temporarily remove your fish from the tank for cleaning purposes.



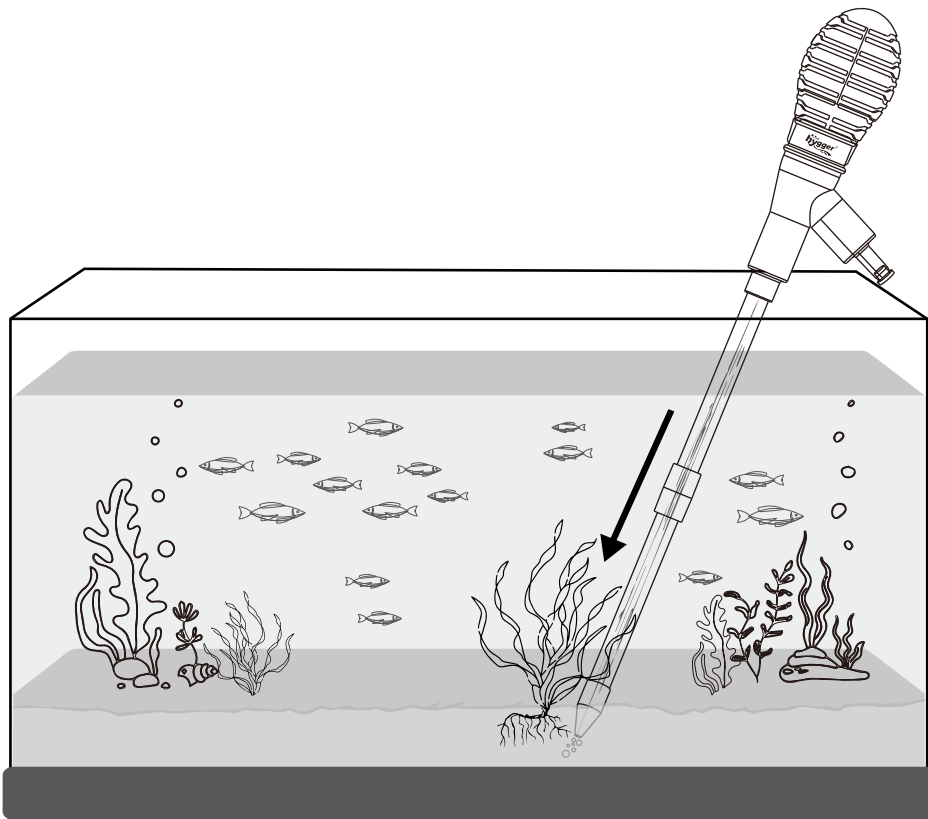
## APPLICATION USE 3:

- Connect the 2 pcs PVC tubes to the soft rubber drop head and insert rubber stopper onto outlet nozzle of siphon head. This configuration can be used for precise waste removal, feeding marine reef corals, or injecting provide nutrient solutions into water plant soil.

## Reef tank use:



## Plants tank use:



## 4. ATTENTIONS:

- Please read this user manual carefully before using and follow it strictly.
- The water outlet must be 19.7 inches(50CM) lower than the water inlet when you use this clean kit.
- Please check for air leakage when connecting the tube.
- Please clean the internal garbage regularly.
- Do not use the gravel cleaner in flammable and corrosive liquid.
- Do not use the water changer in too hot or too cold water (temperature above 36°C or under 0°C). It will damage the material.

## 5. PACKING LIST

- |                                 |                            |
|---------------------------------|----------------------------|
| (1)1x Manual rubber siphon head | (8) 1x Connector           |
| (2)1x Handle                    | (9) 1x 2M Outlet hose      |
| (3) 1x Fish net                 | (10) 1x Flow control valve |
| (4) 1x Flat brush               | (11) 1x Hose clamp         |
| (5) 2x Tubes                    | (12) 1x Rubber stopper     |
| (6) 1x Soft rubber drop head    | (13) 1x User manual        |
| (7) 1x Filter basket            |                            |

## **6. ONE YEAR LIMITED WARRANTY**

This product **MUST** be purchased from an authorized hygger reseller. Visit our website for a list of unauthorized resellers. hygger warrants this product against defects in materials and workmanship for ONE(1) YEAR from the date of the original retail purchase and is none-transferable.

Warranty on all products, including aquariums. But it is limited to the replacement of the products and does not cover fish loss, personal injury, property loss or direct, incidental or consequential damage caused by using this product.

Note: hygger One-year Limited Warranty does not cover damage caused by the followings: improper installation, saltwater corrosion, electrical surges or modifications.

If you discover a defect, please contact hygger, who will, at it' s option, repair or replace the product at no charge, provided that you return it during the warranty period. A copy of the bill of sale is required as a proof of the original purchase date in the event of the product needing repairs within the warranty period. Hygger does not warrant any products that are not hygger' s.

This warranty does not apply if the product has been damaged by accident, abuse, misuse or misapplication, or modified without the written permission of hygger.

## **7. CONTACT INFORMATION:**

Distributed by: Hygger Aquarium, Inc.  
Chino, CA 91710

Contact us at [www.hygger-online.com](http://www.hygger-online.com)  
Email: [mago@hygger-online.com](mailto:mago@hygger-online.com)

Trademarks of Shenzhen Mago Trading Co., Ltd  
Bantian Group Business Center, Longgang,  
Shenzhen City, China  
All Rights Reserved

<b>EC</b>	<b>REP</b>	E-CrossStu GmbH Mainzer Landstr.69, Frankfurt am Main, Baden-Württemberg, 60329, Germany E-CrossStu@web.de +49 69332967674
-----------	------------	--

<b>UK</b>	<b>REP</b>	YH Consulting Limited C/O YH Consulting Limited Office 147, Centurion House, London Road, Staines-upon-Thames, Surrey, TW18 4AX, London H2YHUK@gmail.com +44 07514-677868
-----------	------------	---



**Made in China**