



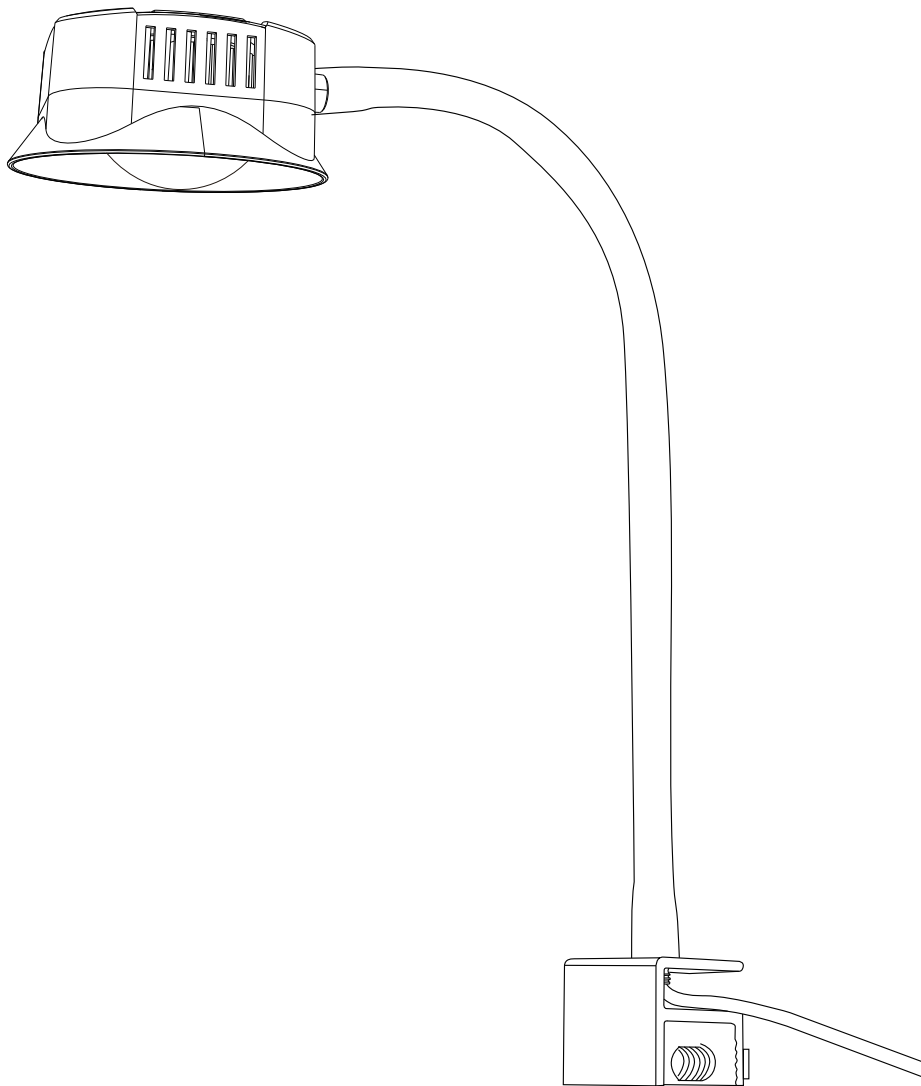
E-mail: distributor@hyggeraquarium.com

Website: www.hyggeraquarium.com



HG171 USER MANUAL

hygger Eyeball Aluminum Alloy Reef Light



hygger Eyeball Aluminum Alloy Reef Light is a good choice for aquariums, specifically designed for LPS corals and soft coral reef tanks. Please read this manual carefully before use and follow the instructions carefully.

1. PRODUCT FEATURES

Full Color Spectrum: The light promotes optimal coral growth, showing its vibrant colors, and creates a soft light throughout the aquarium.

Smart Fan & Aluminum Housing for Light Temperature Control: Integrated fan and aluminum housing dissipate heat efficiently to maintain optimal light temperature.

Easy to Assemble and Disassemble: The light comes with a bracket that can be easily installed by simply turning the screw. It can be easily installed on rimmed or rimless tanks.

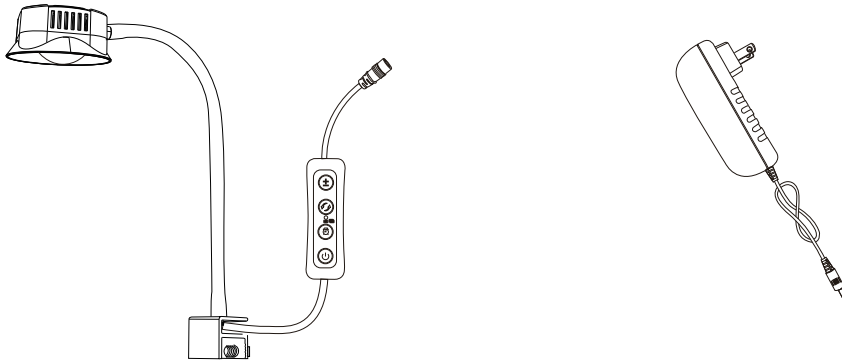
Suitable for Tank Thickness Less Than 0.95 inch(2.4cm): This LED aquarium light suits most rimmed and rimless fish tanks with a glass thickness of up to 0.95 inch (2.4cm) .

2. PRODUCT PARAMETERS

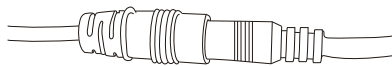
MODEL	OUTPUT VOTAGE	POWER	LED QTY	LIGHT SIZE	SUITABLE TANK SIZE	POWER CORD
HG171	DC12V	36W	30 PCS	3.58inches (9.1cm)	16-20inches (40-50cm)	5.0ft+ 2.2ft (1.5+0.7cm)

3. METHODS OF APPLICATION

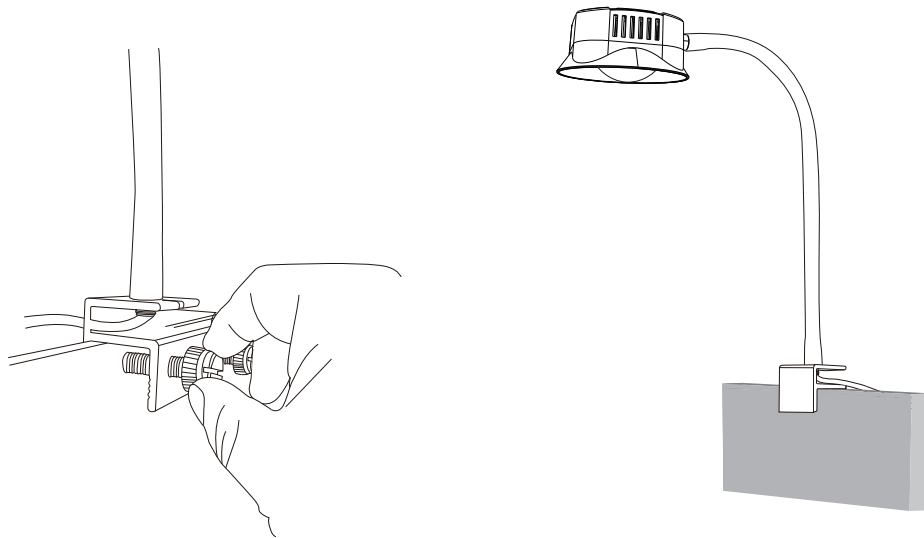
(1) Take out the light and power adapter from the packaging.



(2) Connect the extension cords of the lamp and the power adapter to each other.

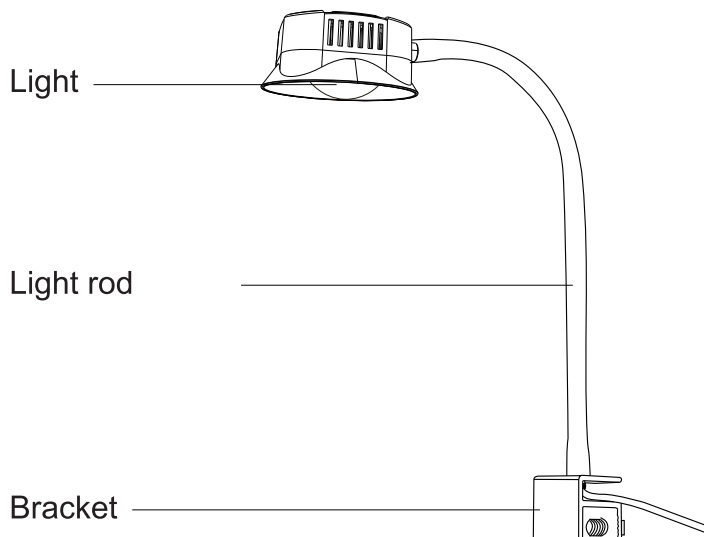


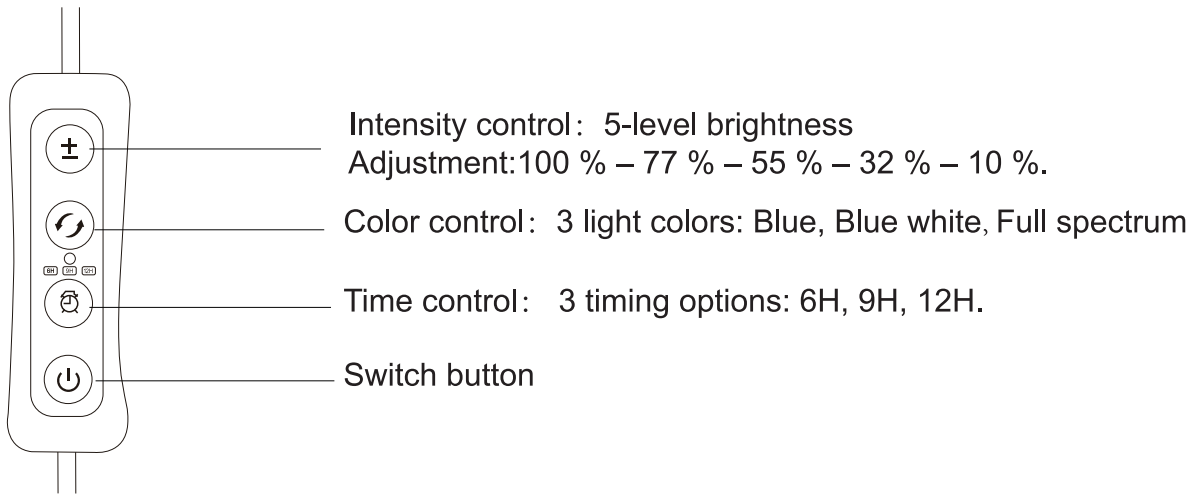
(3) Loosen the knob of the light and install it securely in the fish tank.



(4) Finally, plug in the power supply and select the required lighting settings. The light has five levels of brightness adjustment, from dimmest to brightest and vice versa. It is also available in 3 color options: Blue, Blue and white, Full spectrum. In addition, you can set the duration of the light to 6H, 9H, and 12H, and you are free to choose the desired color, brightness, and duration for your aquarium.

4. PRODUCT DETAILS





5. WARNING

To avoid possible electrical shock, do not immerse the switch in water. If the switch falls into the water or otherwise becomes wet, do not touch it until you have unplugged it. Basic safety precautions should be observed including the following.

1. Read and follow this user manual strictly.

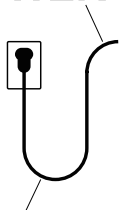
2. DANGER-To avoid possible electric shock, special care should be taken. For each of the following situations, do not attempt to repair yourself; return the light to an authorized service facility for service or discard the light.

A. Carefully examine the light after installation. It should not be plugged in if there is water on parts not intended to be wet.

B. Do not operate the light if it has a damaged cord or plug, if it is malfunctioning or if it is dropped or damaged in any manner. The power cord of this light cannot be replaced, if the cord is damaged, the light should be discarded.

C. To avoid the possibility of the light plug getting wet, position the aquarium stand and tank to one side of a wall-mounted receptacle to prevent water from dripping onto the receptacle or plug. A “drip loop”, shown in the figure below, should be arranged by the user for each cord connecting the light to the receptacle. The “drip loop” is the part of the cord below the level of the receptacle or the connector. If an extension cord is used, to prevent water from traveling along the cord and coming in contact with the receptacle. If the plug or receptacle does get wet, DO NOT unplug the cord. Disconnect the fuse to the circuit breaker that supplies power to the light. Then unplug and examine for the presence of water in the receptacle.

POWER CORD



DRIP LOOP

3. Close supervision is necessary when the light is used near children.
4. To avoid injury, do not touch moving or hot parts.
5. Make sure the light is securely installed before operating it.
6. Read and observe all the important notices on the light.
7. If an extension cord is necessary, a cord with a proper rating should be used. A cord rated for less amperes or watts than the appliance rating may overheat. Care should be taken to arrange the cord so that it will not be tripped over or pulled.
8. The light is intended FOR HOUSEHOLD USE ONLY.
9. SAVE THIS USER MANUAL.

6. HYGGER LIMITED MANUFACTURER'S WARRANTY

We offer the end user of this product a manufacturer warranty of 3 (2) years from the date of sale if this product was purchased from a hygger®-authorized specialist dealer.

Retain receipt for any future warranty claim. Conditions apply. Products are guaranteed by hygger® Aquatic Supplies to the original purchaser against defective material and workmanship under normal use for a period up to 3 (2) years from the date of the original purchase through an Authorized Dealer. Refer to the User Manual included with your product for specific warranty details.

Products have no warranty if:

- 1.) The product has been serviced, modified or tampered with by anyone other than hygger® Aquatic Supplies.
- 2.) The product has been abused or damaged (including broken or cracked bulbs), and/ or.
- 3.) The product has been transported without proper packaging.
- 4.) The product was purchased from an Unauthorized Reseller.

WARRANTY LIABILITY DISCLAIMER

In no event will hygger® be liable for any consequential or incidental damages, including but not limited to, lost aquatic life, personal injury, property damage, equipment damage, lost profits, lost wages, lost savings, lost income, etc., arising out of the use of any hygger® products.

1.0. Terms and Conditions of Warranty.

- 1.1. hygger® warrants to the purchaser, for 3 (2) years from date of original purchase through an Authorized hygger® Reseller, free to repair or replace parts where fault is found due to defective materials or faulty workmanship and where goods do not operate in accordance with the instructions.
- 1.2. All claims for repair or replacement must be made at place of purchase.
- 1.3. Only the direct purchaser is entitled to warranty claims against us and these are not transferable without our consent.
- 1.4. The original and dated Proof of Purchase (receipt) must be supplied with all goods claims. Please also provide this Guarantee where possible.

- 1.5. Wear parts (e.g.: seals, suction devices, axes, pump wheels, light sources, pH electrodes, filter media, such as filter cartridges, as well as UVC burners), glass damage and the opening of the product, as well as structural changes or the use of non-hygger® original parts are excluded from the guarantee.
- 1.6. All goods subject to claim under Guarantee should be prepared for transportation in the original packaging or other comparable packaging which offers the same degree of protection and hygger® must incur no costs from the shipment.
- 1.7. Where claims on inspection reveal goods are in normal working order, hygger® will request reimbursement of all reasonable costs incurred.
- 1.8. Warranty claims do not exist in the case of only insignificant deviations from the agreed or customary condition or usability, e.g. insignificant deviations in colour, dimensions and/or quality or performance characteristics of the products.
- 1.9. Our warranty obligation extends only to the delivery of newly manufactured products. Unless otherwise agreed, used products are sold as seen, excluding any warranty.

For more warranty information, please see the hygger website.

7. DISPOSAL

Do not dispose of this product as unsorted municipal waste. Collection of such waste separately for special treatment is necessary. This product has to be disposed of at an authorized place for the recycling of electrical and electronic appliances rather than being disposed of together with the domestic waste. Collecting and recycling waste is a way of saving natural resources. So, please consult with your local seller to make sure the product is disposed of in an environmentally friendly way.



8. PACKING LIST

- 1x User manual
- 1x Light
- 1x Power adapter
- 1x Controller
- 2x Set screw

9. CONTACT INFORMATION

Distributed by: Hygger Aquarium, Inc.
13941 Magnolia Ave, Chino, CA 91710

E-mail: distributor@hyggeraquarium.com
Website: www.hyggeraquarium.com

Trademarks of Shenzhen Mago Trading Co., Ltd
Bantian Group Business Center, Longgang,
Shenzhen City, China
All Rights Reserved

Made in China



Have a question? We're here to help:
USA Call: +1 (909) 590-2880
Mon-Fri: 9:00 am - 5:30 pm PST Sat-Sun: Closed

EC	REP	E-CrossStu GmbH Mainzer Landstr.69, Frankfurt am Main, Baden-Württemberg, 60329, Germany E-CrossStu@web.de +49 69332967674
-----------	------------	--

UK	REP	YH Consulting Limited C/O YH Consulting Limited Office 147, Centurion House, London Road, Staines-upon-Thames, Surrey, TW18 4AX, London H2YHUK@gmail.com +44 07514-677868
-----------	------------	---

