

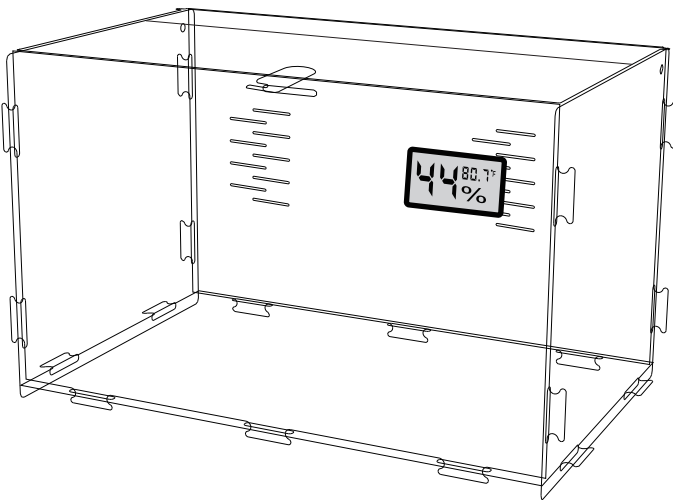


E-mail: distributor@hyggeraquarium.com

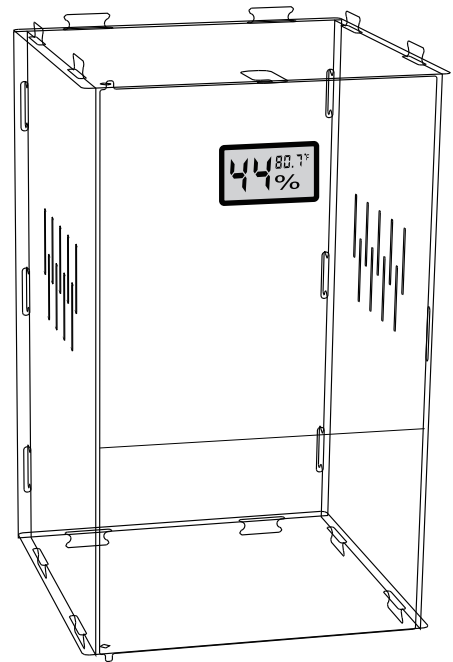
Website: www.hyggeraquarium.com



HZ001/HZ002 USER MANUAL



HZ001




HZ002

The versatile Hygger-zoo acrylic reptile terrarium is compact and easy to assemble. With its robust construction and thick material, this non-deformable reptile terrarium is especially suitable for all types of reptiles and amphibians or invertebrates. This terrarium can also be used to keep lizards, spiders, tarantulas, bearded dragons, snails, beetles, scorpions, frogs, snakes, hermit crabs, and other insects. This terrarium is designed with a top opening and a front opening, triple ventilation openings for easier use and management, and easy to clean and maintain. With this Hygger-zoo reptile terrarium, the small pets will have a great wildlife experience. This terrarium is the perfect home for your pets!


1.PRODUCT FEATURE:

1. This compact and easy to assemble terrarium has ventilation openings on three sides and a hygromicrograph in the top right corner of the front plate. The hygromicrograph can measure the temperature and humidity inside the terrarium in real-time, ensuring a comfortable environment and fresh air for your pets.
2. Various designs, including horizontal models with top opening and upright models with front opening, make feeding, cleaning and maintenance easier. The latch design prevents your pets from escaping. The upright model has a tray for substrate and water.
3. Highly transparent acrylic plates with 360 ° transparent view angle allow you to keep an eye on your pet's behaviors and facilitate feeding.
4. Easy installation. Remove the protective film from the acrylic plates, and then carry out the installation according to the instructions. The plates can be secured with silicone rings. The terrarium is easy to use and can be disassembled for storage when not in use. Suitable for small reptiles and amphibians or invertebrates.
5. This multipurpose terrarium can be used to keep lizards, spiders, tarantulas, bearded dragons, snails, beetles, scorpions, frogs, snakes, hermit crabs, and other insects and provides a warm habitat for your pets.

2.⚠ATTENTIONS :



1. Remove the protective film from the acrylic plates (both on the front and back of the terrarium). To make removal easier, sand down the edge of the film.



2. To assemble the plates, align the raised part of the plate on both sides with the vacant part of the other plate. Do not use excessive force to avoid damaging the plates.






3. The terrarium can be dismantled, the horizontal model cannot hold water. The tray in the upright model can be used to hold substrate and water.


3.INSTALLATION PROCEDURES:

Note: When removing all accessories from the package, extend all the silicone rings so that they are fully stretched for better assembly.


HZ001





1. Take the transparent plate with ventilation openings and the transparent plate with a rectangular opening, attach them to the front and back sides of the white backing plate, and secure them with silicone rings.



2. Take two transparent plates with ventilation openings, attach them on both sides of the white backing plate, and secure them with silicone rings.






3. Take the transparent top cover plate to cover the top half of the box, and secure it with silicone rings.



4. Attach the latch to the top cover with an O-ring and screw and place the top cover plate on the top opening of the box.

5. Finally, install the hygrothermograph to the rectangular opening at the front plate of the box. The installation is now complete.

HZ002




1. Take two transparent plates with ventilation openings, attach them to the front and back sides of the white backing plate, and secure them with silicone rings.

2. Attach the smaller-sized transparent plate to one side of the white backing plate, and secure it with silicone rings.

3. Place the transparent plate with the logo to cover the top half of the box, and secure it with silicone rings.



4. Attach another smaller-sized transparent plate to another side of the box, and secure it with silicone rings.



5. Place the top cover plate on the top opening of the box.



6. Attach the latch to the top cover with an O-ring and screw.



7. Attach the hygrothermograph to the rectangular opening of the transparent plate.

8. Place the tray on the base plate of the box.

9. The installation is now complete.

4. PRODUCT SPECIFICATIONS:

Model	HZ001-L	HZ001-S	HZ002-L	HZ002-S
Length	15.7inch	11.8inch	7.8inch	7.8inch
Width	9.8inch	7.8inch	7.8inch	7inch
Height	7inch	7inch	13.78inch	11.8inch

5. PACKING LIST

- 1x User manual
- 1x Hygrothermograph
- 1x O-ring
- 1x Screw spike
- 7x Acrylic plate
- 24x Silicone ring
- 1x Tray (Included in upright model)

6. DISPOSAL

Do not dispose of this product as unsorted municipal waste. Collection of such waste separately for special treatment is necessary. This product has to be disposed of at an authorized place for the recycling of electrical and electronic appliances rather than being disposed of together with the

domestic waste. Collecting and recycling waste is a way of saving natural resources. So, please consult with your local seller to make sure the product is disposed of in an environmentally friendly way.

7.ONE YEAR LIMITED WARRANTY

This product **MUST** be purchased from an authorized Hygger-zoo reseller. Visit our website for a list of authorized resellers. Hygger-zoo warrants this product against defects in materials and workmanship for **ONE(1) YEAR** from the date of the original retail purchase and is none-transferable. Warranty on all products, including aquariums. But it is limited to the replacement of the products and does not cover fish loss, personal injury, property loss or direct, incidental or consequential damage caused by using this product.

Note: Hygger-zoo One-year Limited Warranty does not cover damage caused by the followings: improper installation, saltwater corrosion, electrical surges or modifications. Additionally, products that have been refunded are also not covered under the warranty.

If you discover a defect, please contact Hygger-zoo, who will, at it's option, repair or replace the product at no charge, provided that you return it during the warranty period. A copy of the bill of sale is required as a proof of the original purchase date in the event of the product needing repairs within the warranty period. Hygger-zoo does not warrant any products that aren't Hygger-zoo's.

This warranty does not apply if the product has been damaged by accident, abuse, misuse or misapplication, or modified without the written permission of Hygger-zoo.

8.CONTACT INFORMATION

Distributed by: Hygger Aquarium, Inc.
13941 Magnolia Ave, Chino, CA 91710

E-mail: distributor@hyggeraquarium.com
Website: www.hyggeraquarium.com

Trademarks of Shenzhen Mago Trading Co., Ltd
Bantian Group Business Center, Longgang, Shenzhen City, China
All Rights Reserved



MADE IN CHINA