



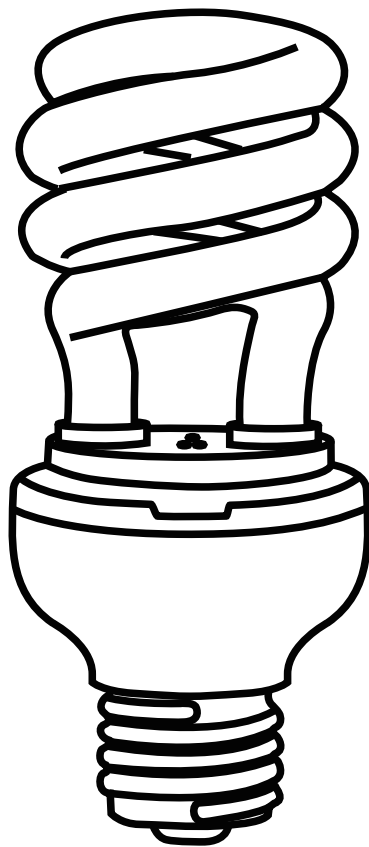
E-mail: distributor@hyggeraquarium.com

Website: www.hyggeraquarium.com



HZ009 USER MANUAL

Hygger zoo UVB Threaded Fluorescent Light



1. PRODUCT INTRODUCTION

The Hygger zoo UVB UVA Threaded Fluorescent Light is energy efficient, has low light attenuation, and is easy and convenient to use. It provides the necessary UVB and UVA light source for lizards, turtles, and other reptiles indoors, promoting reptile vitamin D3 synthesis, converting calcium ingested in food, regulating their metabolism, and maintaining the normal physiological activities of reptiles.

2. PRODUCT SPECIFICATIONS

- **Light type:** Compact energy-saving light
- **Material:** Quartz glass tube + refractory plastic + metal light head
- **Power parameter:** AC110-130V 60HZ
- **Light head model:** E26
- **Color temperature:** 6500 Kelvin
- **Spectrum:** UVB +UVA +visible light
- 12-inch UVB light radiation amount
- **Suitable for pets:** lizards, iguanas, bearded dragons, chameleons, turtles, snakes, frogs, earthworms, etc.

3. INSTALLATION PROCEDURES

Step 1: Remove the fluorescent light from the package and ensure no damage is present.

Step 2: Choose a desired mounting location and install the correct model of the E26 light holder.

Step 3: Before plugging in the power supply, ensure that the power supply voltage matches the voltage indicated on the light.

4. NOTICE FOR USE

Duration of use: 5-8 hours per day is recommended, and the time can be adjusted as needed.

Suitable distance: The appropriate distance between the fluorescent light and your pets is 8-15 inches (20-38 cm).

Regular replacement: Check the fluorescent light regularly for damage or spectral degradation to ensure your pets receive adequate UVB exposure.

5. ATTENTIONS

Do not look directly into the fluorescent tube when lit to avoid eye damage.

Make sure the power plug fits the socket and makes good contact.

Make sure the power supply is disconnected when installing and removing the fixtures.

6. FAQs

Question 1: The UVB light isn't working.

Solution: Check if the power plug and socket are well connected and ensure the lamp is not damaged. If the problem is not solved, please feel free to contact us via mail.

Question 2: UVB fluorescent light flickers when plugged in.

Solution: Using a timer switch with brightness adjustment may result in a current mismatch. Adjust the brightness until the fluorescent light does not flicker. Frequent brightness adjustment will reduce the service life of the fluorescent light and even cause a short circuit.

Question 3: The refractory plastic near the lamp tube turns yellow after a certain period of use.

Solution: UVB rays cause photo-oxidation of plastics, resulting in yellowing. This is a normal phenomenon; please rest assured use.

7. PACKING LIST

1x UVB UVA Fluorescent Light

8. DISPOSAL

Do not dispose of this product as unsorted municipal waste. Collection of such waste separately for special treatment is necessary. This product must not be disposed of together with the domestic waste. This product has to be disposed of in an authorized place for recycling electrical and electronic appliances. By collecting and recycling waste, you help save natural resources, and make sure the product is disposed of in an environmentally friendly way.



9. ONE YEAR LIMITED WARRANTY

For this product, Hygger zoo offers one-year guarantee for free. If you discover a defect, please contact Hygger zoo, who will, at its option, repair or replace the product at no charge, provided that you return it during the warranty period.

A copy of the bill of sale is required as proof of the original purchase date if the product needs repairs within the warranty period. Hygger zoo One-year Limited Warranty does not cover damage caused by the following:

1. Artificial damage
2. Improper use or maintenance
3. Modifications or repairs without the written permission of Hygger zoo

If you have any other questions regarding warranty service or product use, please contact us at service@hyggerzoo.com upon presentation of proof of purchase and product information, and we will solve the problem for you as quickly as possible. We reserve the right of final interpretation regarding the warranty coverage of this product.

10. CONTACT INFORMATION


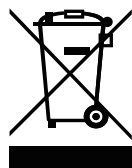
Distributed by: Hygger Aquarium, Inc.
13941 Magnolia Ave, Chino, CA 91710

E-mail: distributor@hyggeraquarium.com
Website: www.hyggeraquarium.com

Trademarks of Shenzhen Mago Trading Co., Ltd
Bantian Group Business Center, Longgang,
Shenzhen City, China

All Rights Reserved

Made in China



MADE IN CHINA