



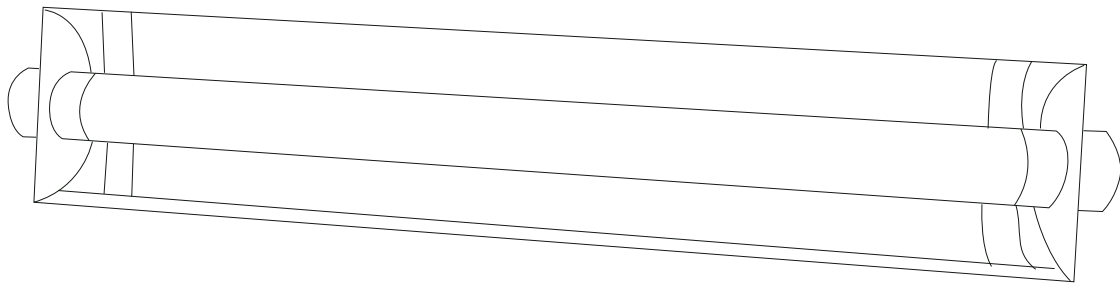
E-mail: distributor@hyggeraquarium.com

Website: www.hyggeraquarium.com



HZ014\HZ015 USER MANUAL

T5 T8 HO UVB Lighting Combo Kit



HZ014--T8 (Light tube diameter 26mm)



HZ015 --T5(Light tube diameter 16mm)

Hygger zoo T5 T8 HO UVB Lighting Combo Kit is specially designed for reptiles, simulating the irradiation of UVB and UVA from natural sunlight and providing UVB and UVA light for lizards and turtles indoors. To promote the synthesis of Vitamin D3 in reptile pets, convert the calcium obtained from food, improve the metabolism in the body, and maintain the normal physiological activities of reptile pets.

1. PRODUCT SPECIFICATION

Input voltage: AC120V 60Hz

Working temperature: - 20 °C to 80 °C

Service life: 10000 hours

Power: T5 (12inches) 8W; (22inches) 24W; (34inches) 39W

T8 (18inches) 15W; (24inches) 17W

Light type: T5 fluorescent lamp & T8 fluorescent lamp

Spectrum: 10% UVB+ 30% UVA+ Visible light

Color temperature: 6000K

12 Inches of UVB radiation: 68 μ W/cm²

Suitable for pets: Bearded dragons, chameleons, turtles, snakes, frogs, salamanders, etc.

2. PRODUCT FEATURES

1.Highly Efficient and Energy-saving: With efficient and energy-saving LED bulbs as illuminants, their luminous efficiency is 2-3 times of traditional compact fluorescent lamps.

2.Longer Service Life: LED bulbs have a longer service life. In addition, heat dissipation design of aluminum cover significantly reduce the working temperature of the light board, and prolong the light decay speed of LED bulbs, ensuring longer service life.

3.Scientific LED Bulb Configuration: The content of UVA and UVB in the bulbs is similar to the ratio of natural sunlight. The warm white 5000K color temperature used in Full spectrum lamp beads is softer and more comfortable than the 6500K color temperature of fluorescent lamps.

4.Maximum Electrical Safety: The LED bulbs operate at low voltage and consume less power. The circuit board is not easily damaged, ensuring maximum stability and safety during operation.

2. INSTALLATION INSTRUCTIONS

Part 1 Notes before use


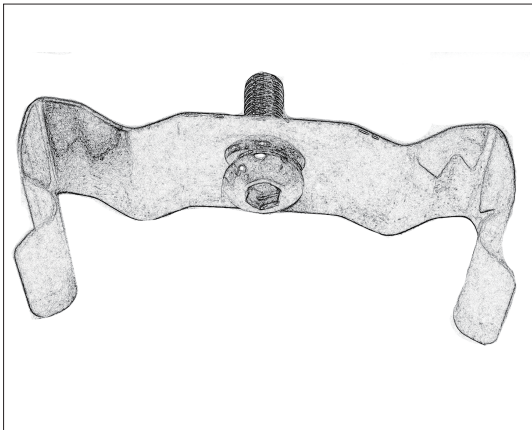
- 1) Ensure the lamp and its holder are operated in a power-off state.
- 2) Check whether the lamp and tube are in good condition.

Part 2 Installations procedures

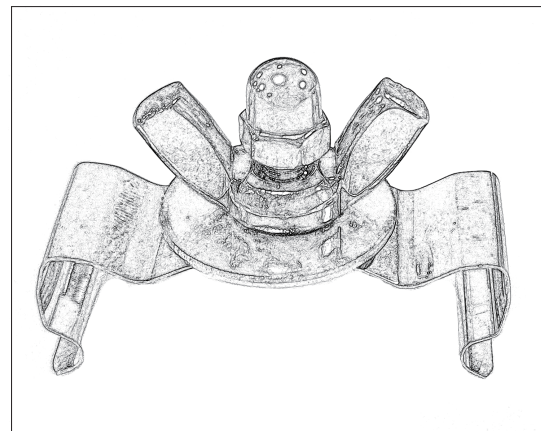
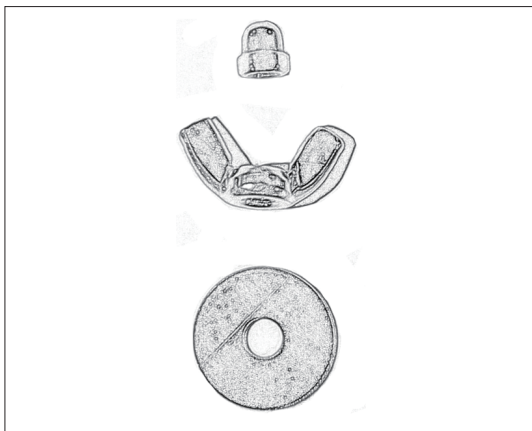
- 1) The metal terminals at both ends of the fluorescent are completely inserted into the card slot of the lamp holder; grasp both ends of the lamp with both hands and rotate it downward 90°.
- 2) Connect the “Kettle plug” of the power cord to the “Kettle cord” at either end of the lamp.
- 3) Before switching on the power supply, ensure that the switch is in the “off state”, meaning the end of the switch with a raised bar is tilted up.
- 4) Place the lamp holder on the top of the reptile terrarium, which is recommended to be about 12-18inches(30-45cm) from the bottom.

Part 3 Installation instructions for under the mesh

- 1) Insert the long screw upwards into the buckle and embed the buckle at both ends into the top cover of the lamp.



- 2) Place the lamp in an appropriate position on the mesh cover of the reptile terrarium, and install the gasket, butterfly nut, and nut cover on the bolt in turn.



3. INSTRUCTION FOR USE

- 1)Duration of use: 8-12 hours per day is recommended, and the time can be adjusted as needed.
- 2)Replacement cycle: Although the light has an expected life of 10,000 hours, it is recommended to replace the lamp every 6-12 months to ensure optimal UVB output.

4. ATTENTIONS

- 1) Avoid moisture: This product is not waterproof, do not use it in humid environments, and avoid the lamp contact with water.
- 2) Power safety: When installing and maintaining, please ensure the power is off to avoid danger.
- 3) Keep away from children: Please install the lamp where children can not reach.

5. PACKING LIST

- 1x HO UVB Lighting Combo Kit
- 1x Accessories package
- 1x User manual

6. DISPOSAL

Do not dispose of this product as unsorted municipal waste. Collection of such waste separately for special treatment is necessary. This product has to be disposed of at an authorized place for the recycling of electrical and electronic appliances rather than being disposed of together with the domestic waste. Collecting and recycling waste is a way of saving natural resources. So, please consult with your local seller to make sure the product is disposed of in an environmentally friendly way.



7. SIX-MONTH LIMITED WARRANTY

For this product, Hygger zoo offers six-month guarantee for free. If you discover a defect, please contact Hygger zoo, who will, at its option, repair or replace the product at no charge, provided that you return it during the warranty period.

A copy of the bill of sale is required as proof of the original purchase date if the product needs repairs within the warranty period. Hygger zoo Six-month Limited Warranty does not cover damage caused by the following:

- 1) Artificial damage
 - 2) Improper use or maintenance
 - 3) Modifications or repairs without the written permission of Hygger zoo
- If you have any other questions regarding warranty service or product use, please contact us at service@hyggerzoo.com upon presentation of proof of purchase and product information, and we will solve the problem for you as quickly as possible.

We reserve the right of final interpretation regarding the warranty coverage of this product.

8. CONTACT INFORMATION

Distributed by: Hygger Aquarium, Inc.
13941 Magnolia Ave, Chino, CA 91710

E-mail: distributor@hyggeraquarium.com

Website: www.hyggeraquarium.com

Trademarks of Shenzhen Mago Trading Co., Ltd

Bantian Group Business Center, Longgang, Shenzhen City, China

All Rights Reserved

Made in China



MADE IN CHINA